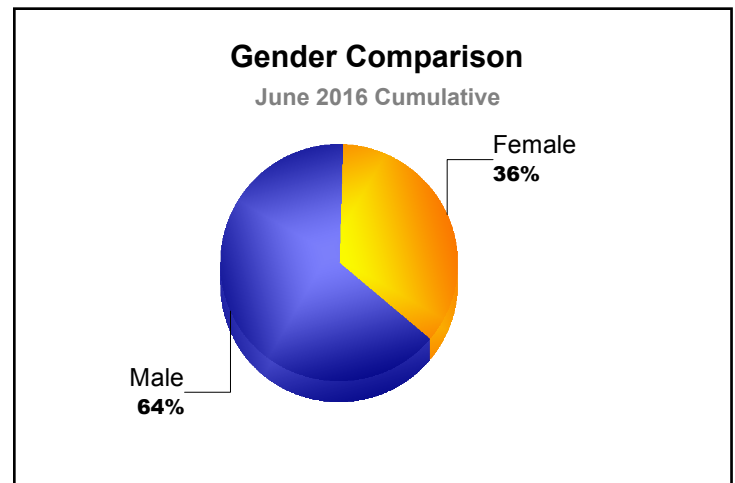
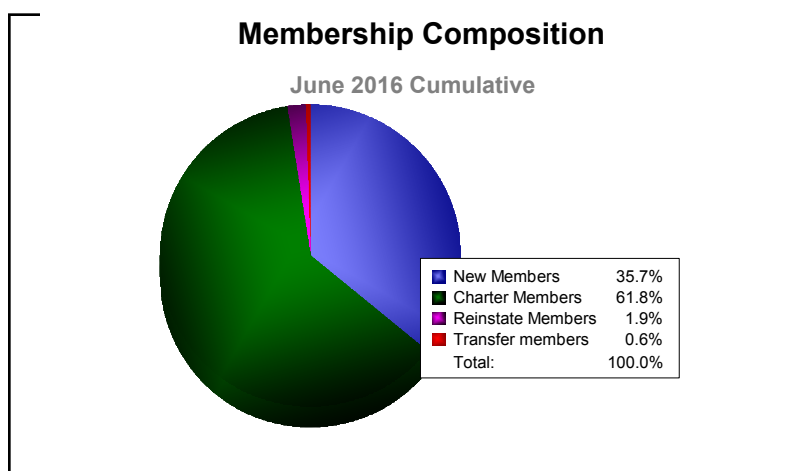
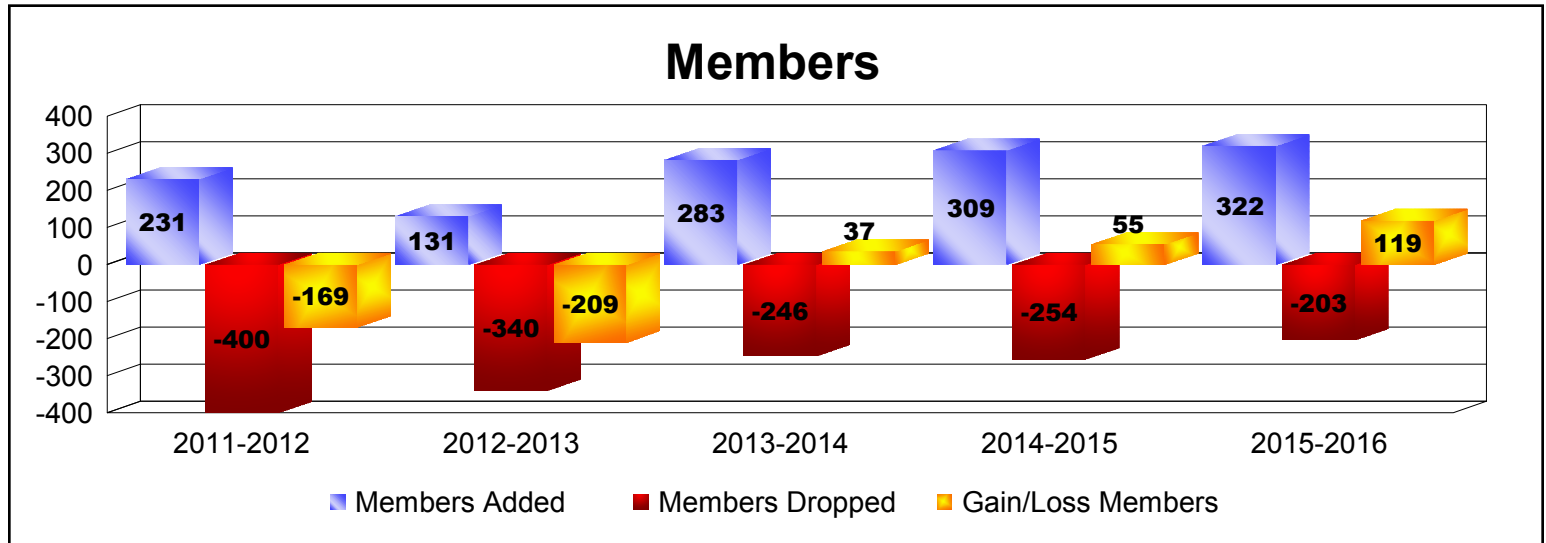
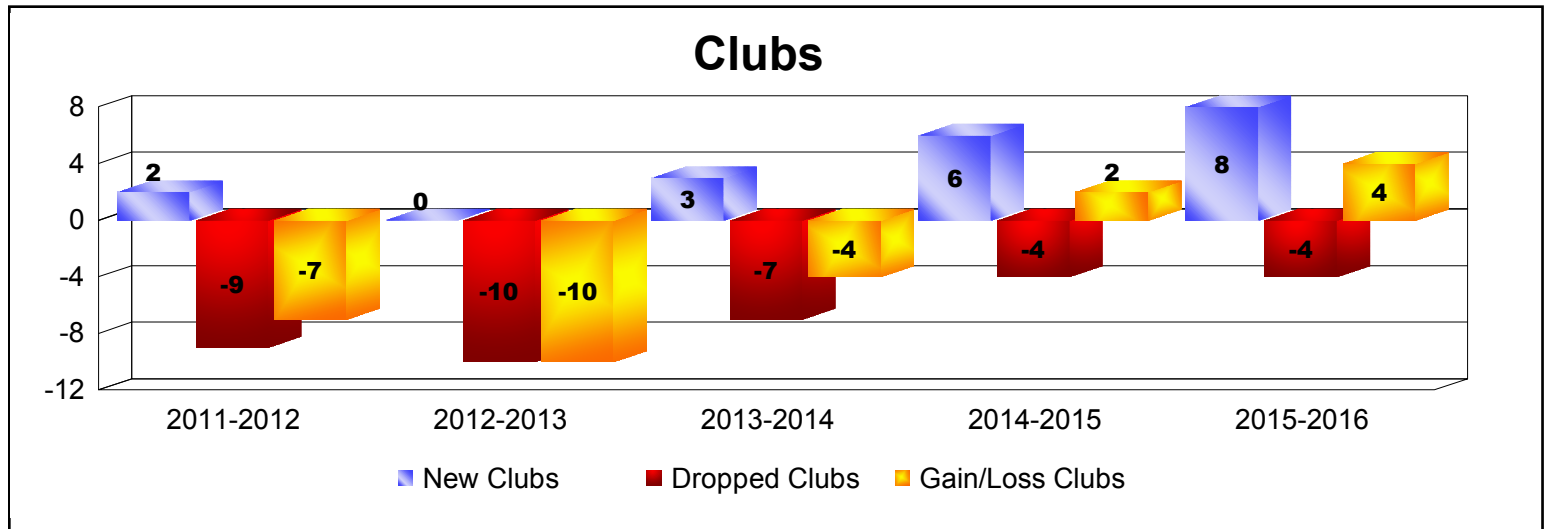
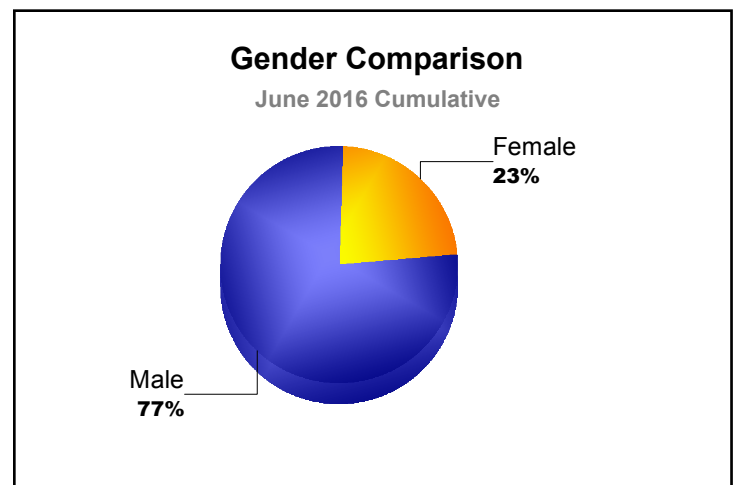
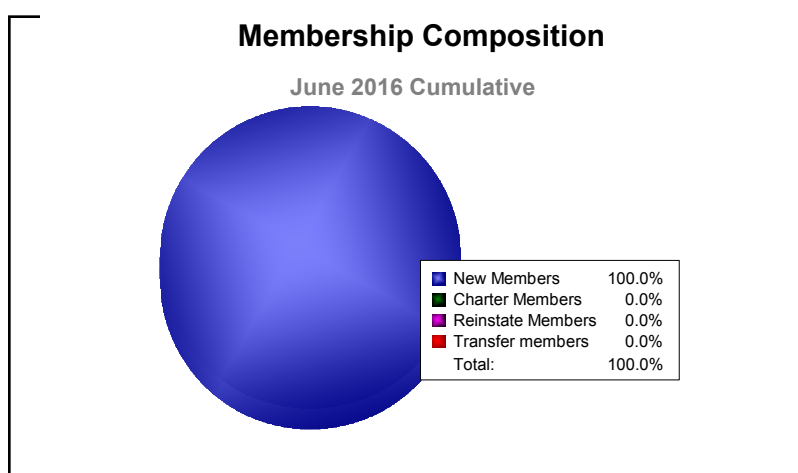
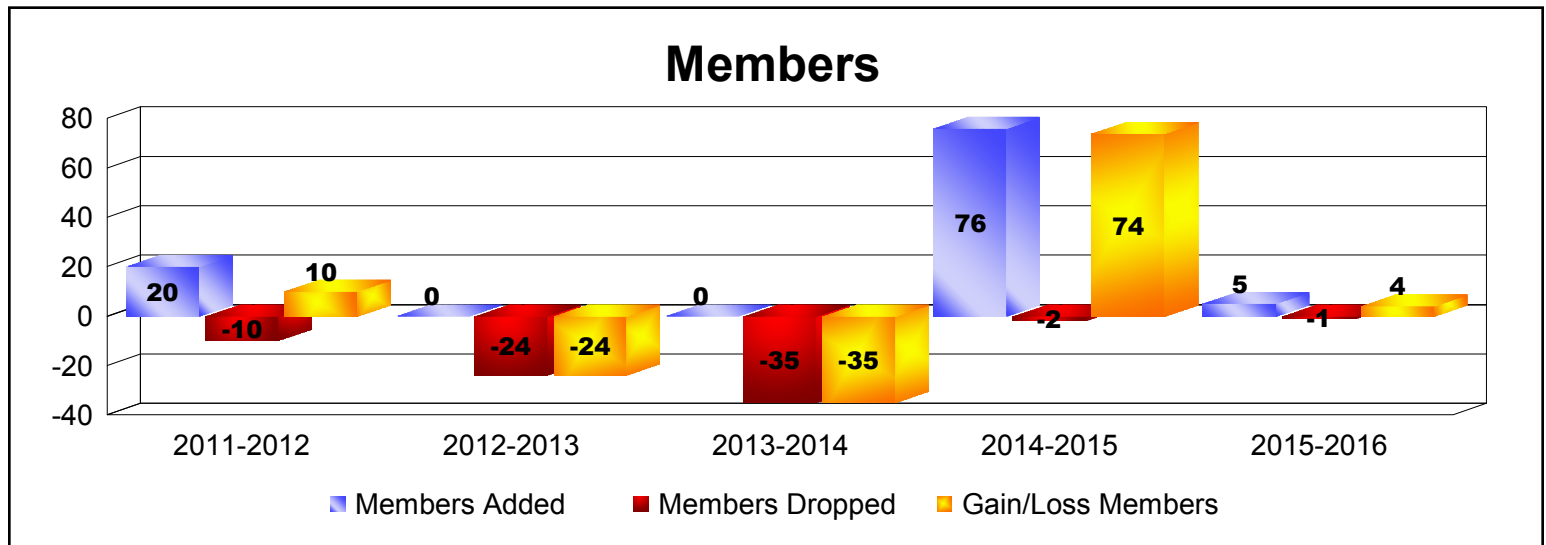
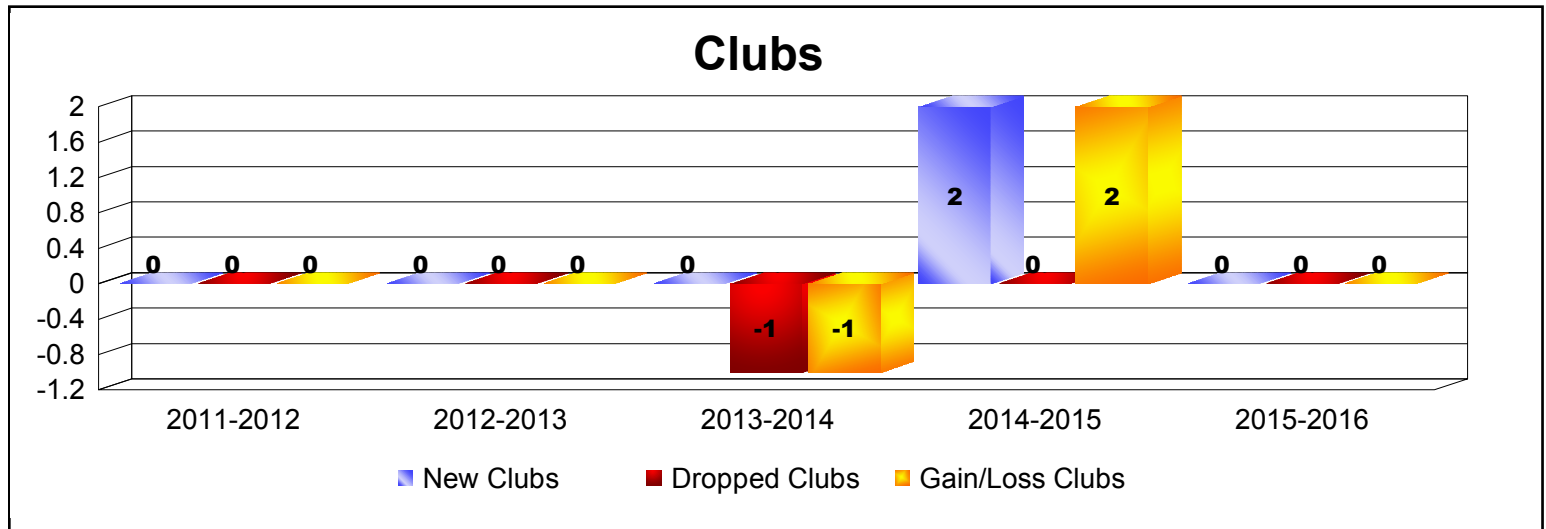


Year	New Clubs	Dropped Clubs	Gain/ Loss Clubs	New Members	Charter Members	Reinstate Members	Transfer Members	Total Member Added	Total Members Dropped	Gain/ Loss Members
2011-2012	2	-9	-7	134	44	50	3	231	-400	-169
2012-2013	0	-10	-10	85	0	42	4	131	-340	-209
2013-2014	3	-7	-4	162	75	35	11	283	-246	37
2014-2015	6	-4	2	112	153	41	3	309	-254	55
2015-2016	8	-4	4	115	199	6	2	322	-203	119
Average	4	-7	-3	122	94	35	5	255	-289	-33



Year	New Clubs	Dropped Clubs	Gain/ Loss Clubs	New Members	Charter Members	Reinstate Members	Transfer Members	Total Member Added	Total Members Dropped	Gain/ Loss Members
2011-2012	0	0	0	20	0	0	0	20	-10	10
2012-2013	0	0	0	0	0	0	0	0	-24	-24
2013-2014	0	-1	-1	0	0	0	0	0	-35	-35
2014-2015	2	0	2	0	76	0	0	76	-2	74
2015-2016	0	0	0	5	0	0	0	5	-1	4
Average	0	0	0	5	15	0	0	20	-14	6



Year	New Clubs	Dropped Clubs	Gain/ Loss Clubs	New Members	Charter Members	Reinstate Members	Transfer Members	Total Member Added	Total Members Dropped	Gain/ Loss Members
2011-2012	0	0	0	17	0	20	0	37	-15	22
2012-2013	2	0	2	10	51	0	0	61	-15	46
2013-2014	5	0	5	7	124	0	0	131	-7	124
2014-2015	0	0	0	6	0	1	0	7	-14	-7
2015-2016	1	0	1	12	25	0	0	37	-17	20
Average	2	0	2	10	40	4	0	55	-14	41

